


**SILFAB** ELITE



SIL-380 BK



••• NOT JUST ANOTHER SOLAR PANEL.


**Silfab Elite**

Back-contact technology with an innovative conductive backsheet and integrated cell design delivers the highest performance, durability and beautiful aesthetics.

Manufactured exclusively in the United States.



[SILFABSOLAR.COM](http://SILFABSOLAR.COM)



**CHUBB**

\* Chubb provides error and omission insurance to Silfab Solar Inc. \*\* SIL-380BK

ELECTRICAL SPECIFICATIONS		380	
Test Conditions		STC	NOCT
Module Power (Pmax)	Wp	380	284.6
Maximum power voltage (Vpmax)	V	38.88	36.41
Maximum power current (Ipmax)	A	9.79	7.82
Open circuit voltage (Voc)	V	45.13	42.36
Short circuit current (Isc)	A	10.50	8.46
Module efficiency	%	21.4	20.0
Maximum system voltage (VDC)	V	1000	
Series fuse rating	A	20	
Power Tolerance	Wp	0 to +10	

Measurement conditions: STC 1000 W/m<sup>2</sup> • AM 1.5 • Temperature 25 °C • NOCT 800 W/m<sup>2</sup> • AM 1.5 • Measurement uncertainty ≤ 3%  
Sun simulator calibration reference modules from Fraunhofer Institute. Electrical characteristics may vary by ±5% and power by 0 to +10W.

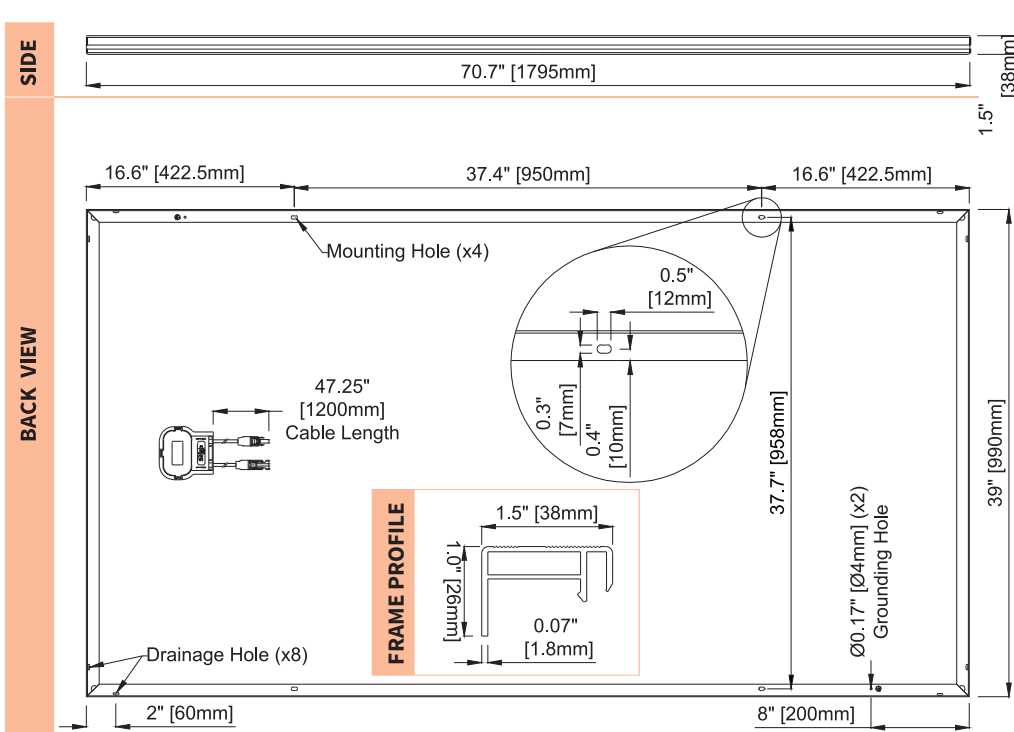
MECHANICAL PROPERTIES / COMPONENTS	METRIC	IMPERIAL
Module weight	19.0±0.2 kg	41.9±0.4 lbs
Dimensions (H x L x D)	1795 mm x 990 mm x 38 mm	70.67 in x 38.98 in x 1.5 in
Maximum surface load (wind/snow)*	4000 Pa rear load / 5400 Pa front load	83.5/112.8 lb/ft <sup>2</sup>
Hail impact resistance	ø 25 mm at 83 km/h	ø 1 in at 51.6 mph
Cells	66 high efficiency back contact mono-PERC c-Si cells	66 high efficiency back contact mono-PERC c-Si cells
Glass	3.2 mm high transmittance, tempered, DSM anti-reflective coating	0.126 in high transmittance, tempered, DSM anti-reflective coating
Cables and connectors (refer to installation manual)	1200 mm ø 5.7 mm, MC4 from Staubli	47.24 in, ø 0.22 in, MC4 from Staubli
Backsheet	Multilayer, integrated insulation film and electrically conductive backsheet, superior hydrolysis and UV resistance, fluorine-free PV backsheet	
Frame	Anodized Aluminum (Black)	
Bypass diodes	3 diodes-30SQ045T (45V max DC blocking voltage, 30A max forward rectified current)	
Junction Box	UL 3730 Certified, IP67 rated	

TEMPERATURE RATINGS		WARRANTIES	
Temperature Coefficient Isc	+0.046 %/°C	Module product workmanship warranty	25 years**
Temperature Coefficient Voc	-0.279 %/°C	Linear power performance guarantee	30 years
Temperature Coefficient Pmax	-0.377 %/°C		≥ 97.1% end 1st yr ≥ 91.6% end 12th yr ≥ 85.1% end 25th yr ≥ 82.6% end 30th yr
NOCT (± 2°C)	43.5 °C		
Operating temperature	-40/+85 °C		

CERTIFICATIONS		SHIPPING SPECS	
Product	ULC ORD C1703, UL1703, CEC listed, UL 61215-1/-2, UL 61730-1/-2, IEC 61215-1/-2, IEC 61730-1/-2, CSA C22.2#61730-1/-2, IEC 62716 Ammonia Corrosion; IEC61701:2011 Salt Mist Corrosion Certified, UL Fire Rating: Type 1	Modules Per Pallet:	26 or 26 (California)
Factory	ISO9001:2015	Pallets Per Truck	34 or 32 (California)
		Modules Per Truck	884 or 832 (California)

\* ⚠ Warning. Read the Safety and Installation Manual for mounting specifications and before handling, installing and operating modules.

\*\* 12 year extendable to 25 years subject to registration and conditions outlined under "Warranty" at [silfabsolar.com](http://silfabsolar.com)  
PAN files generated from 3rd party performance data are available for download at: [silfabsolar.com/downloads](http://silfabsolar.com/downloads)



## SILFAB SOLAR INC.

800 Cornwall Ave  
Bellingham WA 98225 USA  
T +1 360.569.4733  
info@silfabsolar.com

[SILFABSOLAR.COM](http://SILFABSOLAR.COM)

1770 Port Drive  
Burlington WA 98233 USA  
T +1 360.569.4733

240 Courtneypark Drive East  
Mississauga ON L5T 2Y3 Canada  
T +1 905.255.2501  
F +1 905.696.0267

### Silfab - SIL-380-BK-20221004

No reproduction of any kind is allowed without permission. Data and information is subject to modifications without notice. © Silfab Solar Inc., 2022. Silfab Solar® is a registered trademark of Silfab Solar Inc.